



speaking corner
by Weronika Ostachowska



speaking corner
by Weronika Ostachowska





speaking corner
by Weronika Ostachowska



speaking corner
by Weronika Ostachowska





speaking corner
by Weronika Ostachowska




speaking corner
by Weronika Ostachowska






speaking corner
by Weronika Ostachowska



speaking corner
by Weronika Ostachowska





speaking corner
by Weronika Ostachowska



speaking corner
by Weronika Ostachowska





speaking corner
by Weronika Ostachowska



speaking corner
by Weronika Ostachowska



BATHROOM

speakingcorner.pl

BEDROOM

speakingcorner.pl

DINING ROOM

speakingcorner.pl

GARAGE

speakingcorner.pl

HALL

speakingcorner.pl

KITCHEN

speakingcorner.pl

LIVING ROOM

speakingcorner.pl



STAIRS

speakingcorner.pl

TOILET

speakingcorner.pl

GARDEN

speakingcorner.pl

ATTIC

speakingcorner.pl

BASEMENT

speakingcorner.pl



KABOOM:

HOW?

Możecie grać w parach/ grupach.

- Wydrukuj i zalaminuj wszystkie karty.
- Karty "kaboom" możesz wydrukować w większej ilości jeśli chcesz, aby gra trwała dłużej!

TIP: Drukuj dwie strony na jednej kartce A4! - Karty mają wtedy idealny rozmiar - "paseczki" nie są za długie!

JAK GRAĆ?

1. Włóż wszystkie karty do wysokiego pojemnika, tak, aby słówka/ obrazki nie były widoczne.
2. Uczeń losuje kartę z pojemniczka, tłumaczy słówko/ nazywa przedmiot z obrazka i zatrzymuje kartę.


Wygrywa uczeń, który ma najwięcej kart!



Uczeń oddaje wszystkie karty. (oprócz kaboom).
Karty wracają do pojemniczka.

BONUS

Uczeń dodatkowo losuje jedną kartę.



Uczeń zamienia się kartami z osobą siedzącą po prawej stronie..






spekulationswert



spekulationswert



spekulationswert



spekulationswert



spekulationswert



spektingamerph

spektingamerph


spektingamerph

spektingamerph


spektingamerph




Spesifikasimenoriti




Spesifikasimenoriti




Spesifikasimenoriti



Spesifikasimenoriti



Spesifikasimenoriti



BONUS

Spesifikungsmerkmale

BONUS

Spesifikungsmerkmale

BONUS

Spesifikungsmerkmale

BONUS

Spesifikungsmerkmale

BONUS

Spesifikungsmerkmale



BASEMENT

Spreekwoord

BATHROOM

Spreekwoord

BEDROOM

Spreekwoord

DINING ROOM

Spreekwoord

GARAGE

Spreekwoord

HALL

berkunjung

KITCHEN

berkunjung

LIVING ROOM

berkunjung

STAIRS

berkunjung

TOILET

berkunjung





GARDEN

spokujgamer.pl

ATTIC

spokujgamer.pl

PIWNICA

spokujgamer.pl

ŁAZIENKA

spokujgamer.pl

SYPIALNIA

spokujgamer.pl



JADALNIA

speaking partner

GARAŻ

speaking partner

PRZEDPOKÓJ

speaking partner

KUCHNIA

speaking partner

SALON

speaking partner

SCHODY

székonymerő

TOALETA

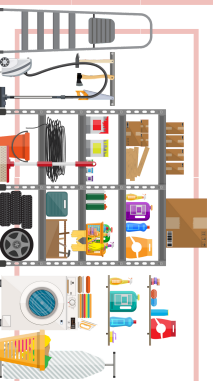
székonymerő

OGRÓD


székonymerő

PODDASZE,
STRYCH

székonymerő



székonymerő



Spiegelungswort



Spiegelungswort




Spiegelungswort




Spiegelungswort



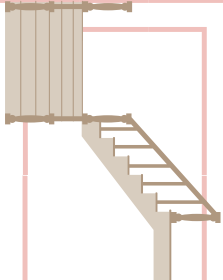
Spiegelungswort



Speskuungamerpb



Speskuungamerpb



Speskuungamerpb



Speskuungamerpb



Speskuungamerpb

If there



?

speaking partner



If there



?

speaking partner



If there



?

speaking partner



If there



?

speaking partner



If there

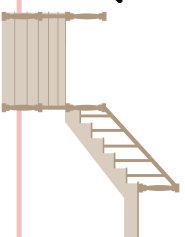


?

speaking partner



Are there




?

Spreekungamerik



If there




?

Spreekungamerik



If there




?

Spreekungamerik



If there



?

Spreekungamerik



If there



?

Spreekungamerik



If there



?

speaking partner



If there



?

speaking partner



DOMINO:

Uczniowie skanują kody i układają karty w odpowiedniej kolejności.


TIP: Wydrukuj kilka zestawów! Uczniowie mogą zagrać na czas w parach/ grupach.

START

speakingcorner.pl



speakingcorner.pl




speakingcorner.pl



speakingcorner.pl



speakingcorner.pl



speakingcorner.pl



speakingcorner.pl



speakingcorner.pl



speakingcorner.pl




speakingcorner.pl




speakingcorner.pl



speakingcorner.pl





FINISH

speakingcorner.pl

CHARADES:

Podziel uczniów na grupy. Uczeń skanuje kod i rysuje/pokazuje lub opisuje dane słówko, a grupa zgaduje i zdobywa punkty za poprawne odpowiedzi!



SCAN ME

speakingcorner.pl



SCAN ME

speakingcorner.pl



SCAN ME

speakingcorner.pl



SCAN ME

speakingcorner.pl




SCAN ME

speakingcorner.pl



SCAN ME

speakingcorner.pl



SCAN ME

speakingcorner.pl



SCAN ME

speakingcorner.pl




SCAN ME

speakingcorner.pl



SCAN ME

speakingcorner.pl



SCAN ME







speakingcorner.pl



SCAN ME

speakingcorner.pl









		
DOWNSTAIRS		UPSTAIRS
		


speaking corner
by Weronika Ostachowska

		
DOWNSTAIRS		UPSTAIRS
		







speaking corner
by Weronika Ostachowska

		
DOWNSTAIRS		UPSTAIRS
		

speaking corner
by Weronika Ostachowska

		
DOWNSTAIRS		UPSTAIRS
		

speaking corner
by Weronika Ostachowska

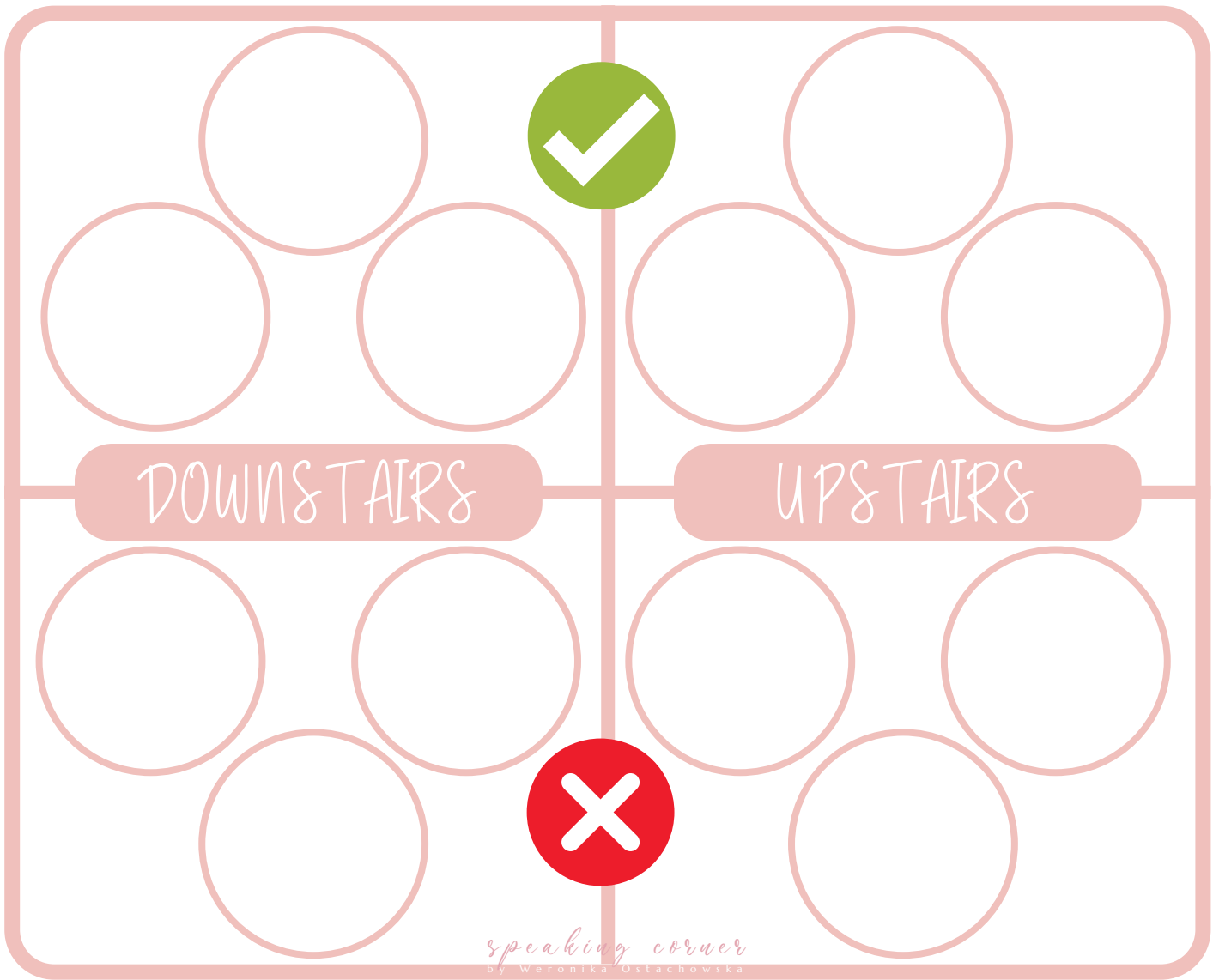
		
DOWNSTAIRS		UPSTAIRS
		


speaking corner
by Weronika Ostachowska

		
DOWNSTAIRS		UPSTAIRS
		

speaking corner
by Weronika Ostachowska










speaking corner
by Weronika Ostachowska




speaking corner
by Weronika Ostachowska






speaking corner
by Weronika Ostachowska

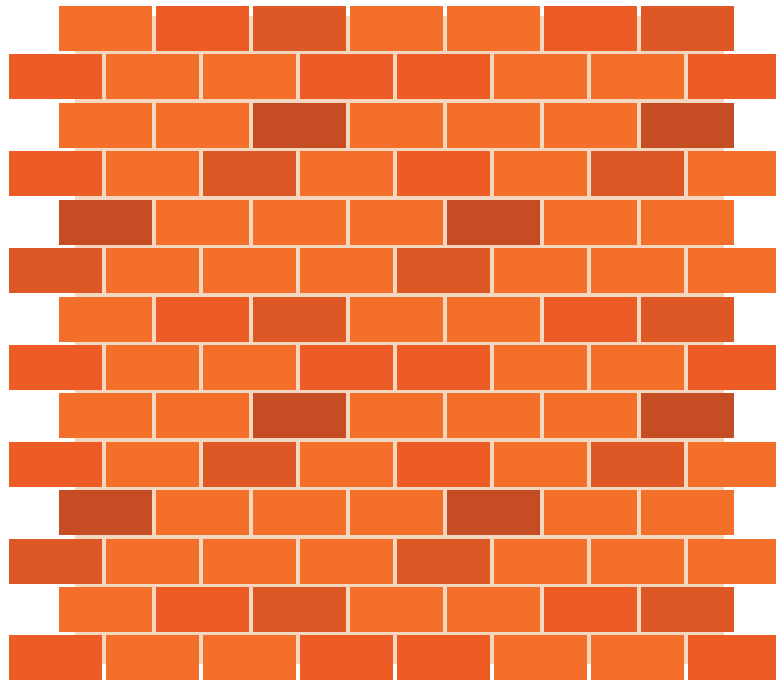


speaking corner
by Weronika Ostachowska






speaking corner
by Weronika Ostachowska



speaking corner
by Weronika Ostachowska





speaking corner
by Weronika Ostachowska




speaking corner
by Weronika Ostachowska





speaking corner
by Weronika Ostachowska



speaking corner
by Weronika Ostachowska



HOUSE

speakingcorner.pl

BLOCK OF FLATS

speakingcorner.pl

DOOR

speakingcorner.pl

WINDOW

speakingcorner.pl

ROOF

speakingcorner.pl

WALL

speakingcorner.pl

FENCE

speakingcorner.pl



GATE

speakingcorner.pl

GARDEN

speakingcorner.pl

SWIMMING POOL

speakingcorner.pl



DOMINO: Uczniowie skanują kody i układają karty w odpowiedniej kolejności.
TIP: Wydrukuj kilka zestawów! Uczniowie mogą zagrać na czas w parach/ grupach.

<p>START</p> <p><i>speakingcorner.pl</i></p>		<p><i>speakingcorner.pl</i></p> 	
<p><i>speakingcorner.pl</i></p> 		<p><i>speakingcorner.pl</i></p> 	
<p><i>speakingcorner.pl</i></p> 		<p><i>speakingcorner.pl</i></p> 	
<p><i>speakingcorner.pl</i></p> 		<p><i>speakingcorner.pl</i></p> 	
<p><i>speakingcorner.pl</i></p> 		<p><i>speakingcorner.pl</i></p> 	
	<p>FINISH</p> <p><i>speakingcorner.pl</i></p>		

CHARADES:

Podziel uczniów na grupy. Uczeń skanuje kod i rysuje/pokazuje lub opisuje dane słówko, a grupa zgaduje i zdobywa punkty za poprawne odpowiedzi!

 SCAN ME <small>speakingcorner.pl</small>	 SCAN ME <small>speakingcorner.pl</small>	 SCAN ME <small>speakingcorner.pl</small>	 SCAN ME <small>speakingcorner.pl</small>
 SCAN ME <small>speakingcorner.pl</small>	 SCAN ME <small>speakingcorner.pl</small>	 SCAN ME <small>speakingcorner.pl</small>	 SCAN ME <small>speakingcorner.pl</small>
 SCAN ME <small>speakingcorner.pl</small>	 SCAN ME <small>speakingcorner.pl</small>		

